



### District Report Card: 2017


<b>State:</b> Daman & Diu	<b>District:</b> Diu
<b>Class:</b> 8	<b>Subject:</b> Language
<b>Schools:</b> 12	<b>Students:</b> 286


### Participation/Coverage


#### Students

<div>GENDER</div> <div></div>	Boys				Girls			
	Number		%		Number		%	
	123		43.01		163		56.99	

<div>AREA</div> <div></div>	Rural				Urban			
	Number		%		Number		%	
	151		52.80		135		47.20	

<div>CATEGORY</div> <div></div>	SC		ST		OBC		GEN	
	Number	%	Number	%	Number	%	Number	%
	14	4.90	0	0.00	252	88.11	20	6.99

<div>CWSN</div> <div></div>	LD	VI	HI	S&LD	ID	Oth
	1	0	0	0	0	1

<div>Management</div> <div></div>	Government			Government-aided		
	Number		%	Number		%
	262		91.61	24		8.39

### Average Performance of Students in Language (%)

Overall	Gender		Area		Management		Social Group			
	Male	Female	Rural	Urban	Govt.	Aided	SC	ST	OBC	GEN
50.51	47.86	52.52	45.65	55.95	49.59	60.56	56.67	0.00	48.57	70.67

### Performance on Learning Outcomes (LOs)

Learning Outcomes	Description	Average Performance(%)
L813	Read textual/non-textual materials with comprehension and identifies the details, characters, main idea and sequence of ideas and events while reading	50.51

Range of Performance of Students who Answered Correctly							
Below 30%		30% - 50%		50% - 75%		Above 75%	
Number	%	Number	%	Number	%	Number	%
65	22.73	67	23.43	116	40.56	38	13.29

### Lowest Performing Learning Outcomes (LOs)

1 - Read textual/non-textual materials with comprehension and identifies the details, characters, main idea and sequence of ideas and events while reading (50.51)